

Tiger Pro 60HC

440-460 Watt

MONO-FACIAL MODULE

P-Type

Positive power tolerance of 0~+3%


IEC61215(2016), IEC61730(2016)

ISO9001:2015: Quality Management System

ISO14001:2015: Environment Management System

ISO45001:2018

Occupational health and safety management systems



MBB HC Technology

Key Features



Multi Busbar Technology

Better light trapping and current collection to improve module power output and reliability.



Durability Against Extreme Environmental Conditions

High salt mist and ammonia resistance.



Reduced Hot Spot Loss

Optimized electrical design and lower operating current for reduced hot spot loss and better temperature coefficient.



Enhanced Mechanical Load

Certified to withstand: wind load (2400 Pascal) and snow load (5400 Pascal).



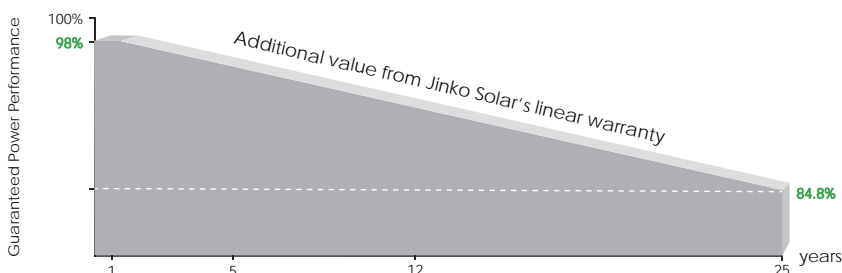
PID Resistance

Excellent Anti-PID performance guarantee via optimized mass-production process and materials control.



POSITIVE QUALITY™
Continuous Quality Assurance

LINEAR PERFORMANCE WARRANTY

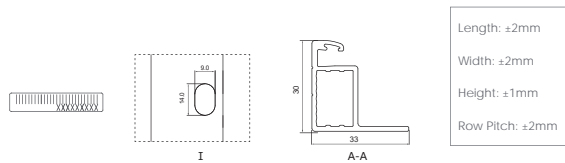
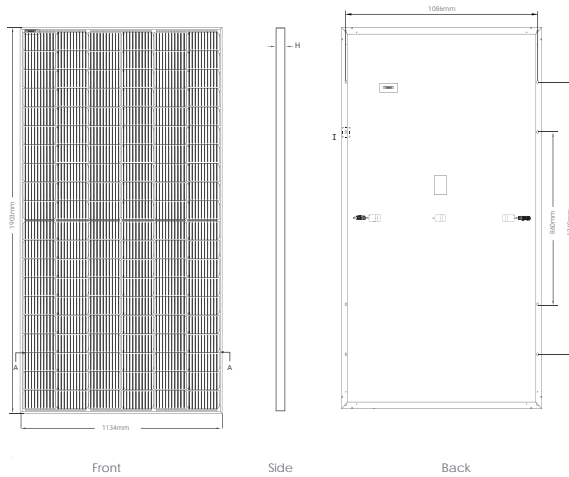


12 Year Product Warranty

25 Year Linear Power Warranty

0.55% Annual Degradation Over 25 years

Engineering Drawings

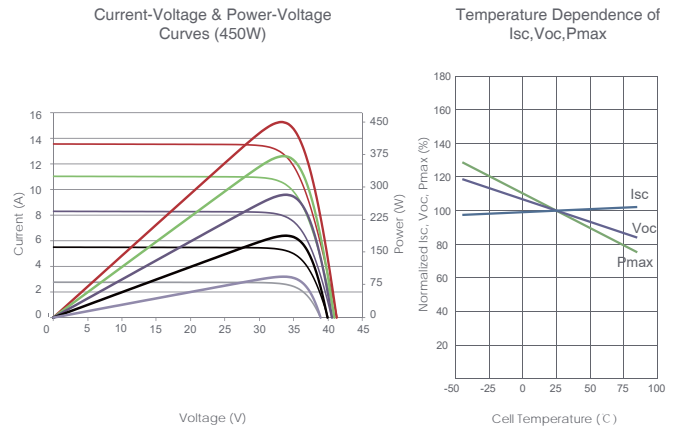


Packaging Configuration

(Two pallets = One stack)

35pcs/pallets, 70pcs/stack, 840pcs/ 40'HQ Container

Electrical Performance & Temperature Dependence



Mechanical Characteristics

Cell Type	P type Mono-crystalline
No. of cells	120 (6×20)
Dimensions	1903×1134×30mm (74.92×44.65×1.18 inch)
Weight	24.2 kg (53.35 lbs)
Front Glass	3.2mm, Anti-Reflection Coating, High Transmission, Low Iron, Tempered Glass
Frame	Anodized Aluminium Alloy
Junction Box	IP68 Rated
Output Cables	TUV 1×4.0mm ² (+): 400mm, (-): 200mm or Customized Length

SPECIFICATIONS

Module Type	JKM440M-60HL4		JKM445M-60HL4		JKM450M-60HL4		JKM455M-60HL4		JKM460M-60HL4	
	STC	NOCT	STC	NOCT	STC	NOCT	STC	NOCT	STC	NOCT
Maximum Power (Pmax)	440Wp	327Wp	445Wp	331Wp	450Wp	335Wp	455Wp	339Wp	460Wp	342Wp
Maximum Power Voltage (Vmp)	33.72V	31.39V	33.82V	31.56V	33.91V	31.73V	34.06V	31.91V	34.20V	32.07V
Maximum Power Current (Imp)	13.05A	10.43A	13.16A	10.49A	13.27A	10.55A	13.36A	10.61A	13.45A	10.67A
Open-circuit Voltage (Voc)	41.02V	38.72V	41.10V	38.79V	41.18V	38.87V	41.33V	39.01V	41.48V	39.15V
Short-circuit Current (Isc)	13.73A	11.09A	13.79A	11.14A	13.85A	11.19A	13.93A	11.25A	14.01A	11.32A
Module Efficiency STC (%)	20.39%		20.62%		20.85%		21.08%		21.32%	
Operating Temperature(°C)	-40°C~+85°C									
Maximum system voltage	1000/1500VDC (IEC)									
Maximum series fuse rating	25A									
Power tolerance	0~+3%									
Temperature coefficients of Pmax	-0.35%/°C									
Temperature coefficients of Voc	-0.28%/°C									
Temperature coefficients of Isc	0.048%/°C									
Nominal operating cell temperature (NOCT)	45±2°C									

*STC: Irradiance 1000W/m²

Cell Temperature 25°C

AM=1.5

NOCT: Irradiance 800W/m²

Ambient Temperature 20°C










AM=1.5

Wind Speed 1m/s

AMASSTORE BATTERY

GTX3000



-  Remote diagnosis and real-time data monitoring
-  Support soft startup
-  Support battery system direct parallel, up to 4 parallels
-  Support charging activation
-  Long cycle life energy storage battery (6000 times)
-  Certification of IEC62619, UN38.3, IEC62040-1, SAA etc
-  Simple stack installation, time and cost saving
-  Han's Laser automated PACK production line, stable and reliable production quality
-  One-button automatic assignment battery module ID, simple and convenient operation

Datasheet

GTX 3000-H4 GTX 3000-H5 GTX 3000-H6 GTX 3000-H7 GTX 3000-H8 GTX 3000-H9 GTX 3000-H10

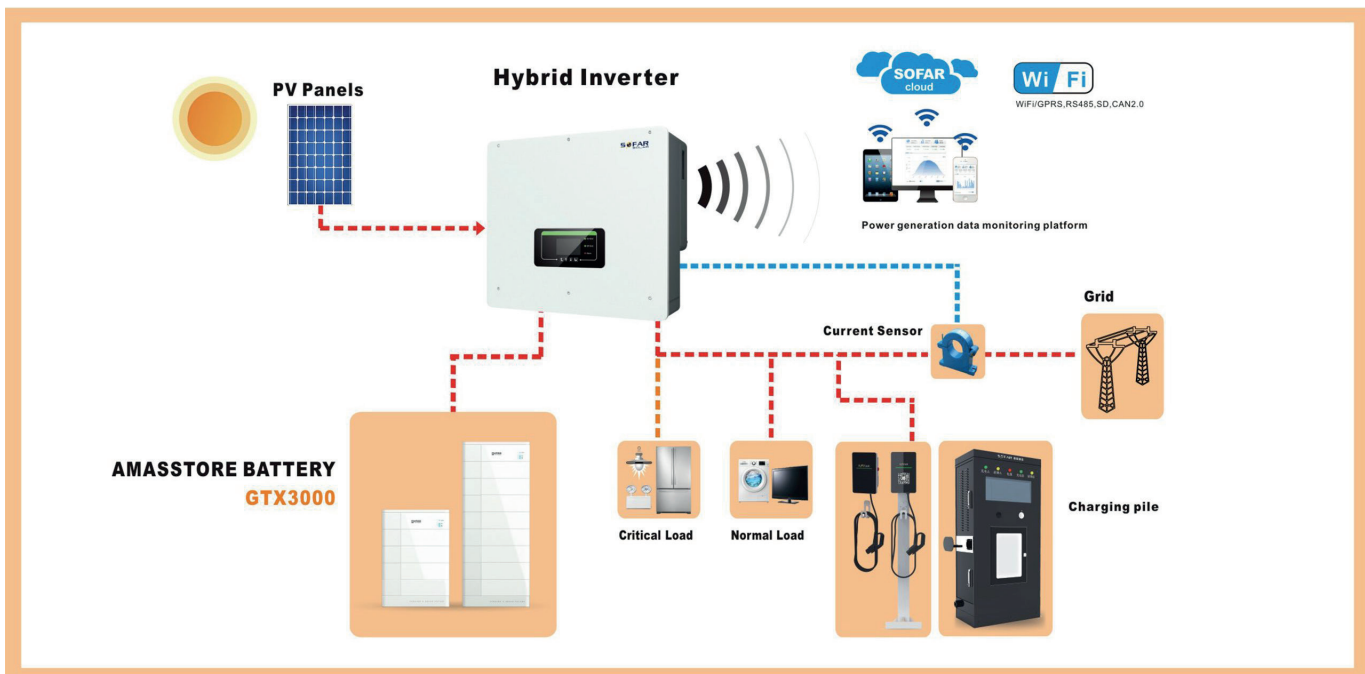
Parameters

Battery Module Quantity	4	5	6	7	8	9	10
Nominal Voltage	204.8V	256V	307.2V	358.4V	409.6V	460.8V	512V
MAX. Charge Voltage	230.4V	288V	345.6V	403.2V	460.8V	518.4V	576V
MIN. Discharge Voltage	182.4V	228V	273.6V	319.2V	364.8V	410.4V	456V
Nominal Energy	10kWh	12.5kWh	15kWh	17.5kWh	20kWh	22.5kWh	25kWh
Available Energy(90%DOD)	9kWh	11.25kWh	13.5kWh	15.75kWh	18kWh	20.25kWh	22.5kWh
Dimension(mm)	515*480*770	515*480*895	515*480*1020	515*480*1145	515*480*1270	515*480*1395	515*480*1520
Weight	138kg	168kg	198kg	228kg	258kg	288kg	318kg
Protection Class	IP65						
Cooling	Natural						
Nominal Charging Current	25A						
Max. Continuous Charging Current	30A						
Nominal Discharge Current	25A						
Max. Continuous Discharge Current	30A						
Working Temperature	-20°C ~ 60°C						
Storage Temperature	≤25°C, 12 months						
	≤35°C, 6 months						
	≤45°C, 3 months						
Environmental humidity	≤ 95%RH (No condensation)						
Operating Altitude	≤2000 m						
Scale	Suggest no more than 4 parallel						
Certificates	UN38.3, IEC62619, IEC62040-1, SAA etc.						
Cycle Life	6000 @ 80% DOD / 25°C / 0.5C / 60% EOL						

Battery module parameters

Battery Type	LiFePO4, Lithium Iron Phosphate
Nominal Voltage	51.2V
Nominal Capacity	50AH
Weight	30kg
Dimension	515*478.8*125 mm
Protection	IP65

Hybrid Solar System



Authorized Distributor

Corab S.A.
ul. Michała Kajki 4,
10-547 Olsztyn, Poland

t: +48 (89) 535 17 90
m: corab@corab.com.pl
u: corab.pl



HYD 5K~20KTL-3PH

5000/6000/8000/10000/15000/20000

Three-Phase Energy storage integrated inverter



2 MPPT inputs, more flexible configuration



Maximum two battery inputs



Diversified work patterns and rapid gains



Full digital control, higher control accuracy



Multiple parallel systems, more flexible system solutions



Off-grid output can be connected to unbalanced load, three-phase separate output is supported



Authorized Distributor

Corab S.A.
ul. Michała Kajki 4,
10-547 Olsztyn, Poland

t: +48 (89) 535 17 90
m: corab@corab.com.pl
u: corab.pl

Datasheet	HYD 5KTL-3PH	HYD 6KTL-3PH	HYD 8KTL-3PH	HYD 10KTL-3PH	HYD 15KTL-3PH	HYD 20KTL-3PH
Battery Input Data						
Battery type	Li-Ion					
No. of battery input	1	1	1	2	2	2
Battery voltage range	180V-800V					
Battery voltage range for full load	200V-800V	240V-800V	320V-800V	200V-800V	300V-800V	400V-800V
Nominal charging/discharging power	5000W	6000W	8000W	10000W	15000W	20000W
Max. charging/discharging current	25A	25A	25A	50A(25A/25A)	50A(25A/25A)	50A(25A/25A)
Peak charging/discharging current, Duration	40A, 60s	40A, 60s	40A, 60s	70A(35A/35A), 60s	70A(35A/35A), 60s	70A(35A/35A), 60s
Charging strategy for battery	Self-adaptation to BMS					
Communication interfaces	CAN(RS485)					
PV String Input Data						
Recommended Max. PV input power	7500Wp(6000Wp/6000Wp)	9000Wp(6600Wp/6600Wp)	12000Wp(6600Wp/6600Wp)	15000Wp(7500Wp/7500Wp)	22500Wp(11250Wp/11250Wp)	30000Wp(15000Wp/15000Wp)
Max. DC voltage	1000V					
Start-up operating voltage	200V					
MPPT voltage range	180V-960V					
Nominal DC voltage	600V					
Full power MPPT voltage range	250V-850V	320V-850V	360V-850V	220V-850V	350V-850V	450V-850V
Max. input current	12.5A/12.5A	12.5A/12.5A	12.5A/12.5A	25A/25A	25A/25A	25A/25A
Max. short current	15A/15A	15A/15A	15A/15A	30A/30A	30A/30A	30A/30A
No. of MPP trackers	2					
No. of strings per MPP tracker	1	1	1	2	2	2
AC Output Data (On-grid)						
Nominal AC power	5000W	6000W	8000W	10000W	15000W	20000W
Max. AC power output to utility grid	5500VA	6600VA	8800VA	11000VA	16500VA	22000VA
Max. AC power from utility grid	10000VA	12000VA	16000VA	20000VA	30000VA	40000VA
Max. AC current output to utility grid	8A	10A	13A	16A	24A	32A
Max. AC current from utility grid	15A	17A	24A	29A	44A	58A
Nominal grid voltage	3/N/PE, 220/380Vac, 230/400Vac					
Grid voltage range	184Vac~276Vac					
Nominal grid frequency	50/60Hz					
Grid frequency range	45Hz~55Hz/55Hz~65Hz					
Output power factor	~ 1(0.8 leading to 0.8 lagging)					
Output THDi (@Nominal output)	< 3%					
AC Output Data (Back-up)						
Nominal output power	5000W	6000W	8000W	10000W	15000W	20000W
Max. output power	5500VA	6600VA	8800VA	11000VA	16500VA	22000VA
Peak output power, Duration	10000VA, 60s	12000VA, 60s	16000VA, 60s	20000VA, 60s	22000VA, 60s	22000VA, 60s
Max. output current	8A	10A	13A	16A	24A	32A
Peak output current, Duration	15A, 60s	18A, 60s	24A, 60s	30A, 60s	32A, 60s	32A, 60s
Nominal output voltage	3/N/PE, 220/380Vac, 230/400Vac					
Nominal output frequency	50/60Hz					
Output THDv (@Liner load)	< 3%					
Switch time	< 20ms					
Efficiency						
MPPT efficiency	99.9%					
Euro efficiency	97.5%	97.5%	97.5%	97.7%	97.7%	97.7%
Max. efficiency	98.0%	98.0%	98.0%	98.2%	98.2%	98.2%
Max. battery charge/discharge efficiency	97.6%	97.6%	97.6%	97.8%	97.8%	97.8%
Protection						
DC switch	Yes					
PV reverse polarity protection	Yes					
Output over current protection	Yes					
Output over voltage protection	Yes					
Anti-islanding protection	Yes					
Residual current detection	Yes					
Insulation resistor detection	Yes					
Surge protection level	II					
Battery reverse protection	Yes					
General Data						
Dimension	571.4*515*264.1mm					
Weight	33kg	33kg	33kg	37kg	37kg	37kg
Inverter topology	Transformerless					
Standby self-consumption	< 15W					
Operating temperature range	-30°C ~ +60°C					
Relative humidity	0~100%					
Noise	< 45dB					
Operating altitude	< 4000m					
Cooling	Natural	Natural	Natural	Forced airflow	Forced airflow	Forced airflow
Protection degree	IP65					
Feature						
DC terminal	MC4					
Grid AC terminal	5P Connector					
Back-up AC terminal	5P Connector					
Display	LCD Display					
Monitoring interfaces	Bluetooth / RS485 / WIFI / GPRS (optional)					
Parallel operation	Yes					
Standard warranty	Standard 5 years					
Certifications & Standards						
EMC	EN61000-6-1, EN61000-6-3					
Safety	IEC62109-1, IEC62109-2, NB-T32004/IEC62040-1					
Grid	AS/NZS 4777, VDE V 0124-100, V0126-1-1, VDE-AR-N 4105, CEI 0-16/CEI 0-21, EN50549, G98/G99, UTE C15-712-1					



Authorized Distributor

Corab S.A.
ul. Michała Kajki 4,
10-547 Olsztyn, Poland

t: +48 (89) 535 17 90
m: corab@corab.com.pl
u: corab.pl